


Registration Appointment Time

Monday, October 10, 2016

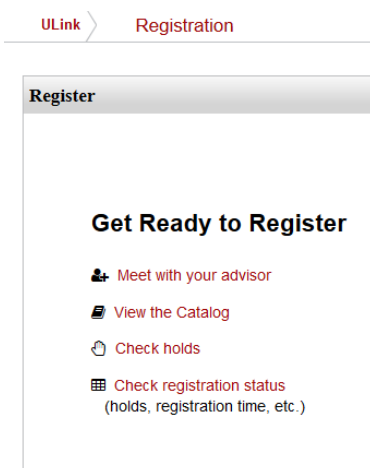
[Log into ULink.](#)



Click the **Registration** tab.



In the **Register** section, click **Check Registration Status**.



Select the Spring 2017 term from the drop-down list and click the Submit button.

Registration Term

← | [Home](#) > [Student](#) > [Registration](#) > [Select Term](#)

Select a Term: ▾




You can view your registration appointment time and any holds that may prevent you from registering.

Registration Status

← | [Home](#) > [Student](#) > [Registration](#) > [Registration Status](#)

You may register during the following times

From	Begin Time	To	End Time
Oct 28, 2016	11:00 am	Apr 28, 2017	11:59 pm

-  **You have Holds which will prevent registration.**
 -  Your Academic Standing is Good Standing which permits registration.
 -  Your Student Status permits registration.
- Your Class for registration purposes is Senior.